



TL25 / 50 / 75 / 100 / 125 / 150 / 175 / 200 / 225 / 250

## TILE / linear

### LINEAR LIGHT

The Tile Series is crafted by pairing traditional materials and techniques with experimental tools that are designed and manufactured in-house. Each 250mm tile is handcrafted and organic in nature, with each tile slightly unique.

MADE IN MELBOURNE, AUSTRALIA

#### FINISHES

CLAY BODY	<span style="color: #c85130;">●</span> Terracotta	<span style="color: #333333;">●</span> Black Chocolate
	<span style="color: #f0e68c;">○</span> Sand	
LUGS	<span style="color: #333333;">●</span> Matte Black	<span style="color: #ffffff;">○</span> Flat White

#### SPECIFICATIONS

LEAD-TIME	Enquire at <a href="mailto:info@southdrawn.com.au">info@southdrawn.com.au</a>
TILE	Raw Ceramic
LUGS	Aluminium, Powder Coated
CANOPY	Black or White. (80mm dia x 38mm H)
FLEX	2m, Black or White. (2 core) (Longer available on request)
SIZES (mm)	310mm (Available in 250mm increments)

LAMP	CRI 90, 24V LED Strip.
POWER/TEMP	17 W/m, 3000k (Warm White)
OUTPUT	1800 lm/m
AVG LIFETIME	60,000 hours
CONTROL	Included. Dimming available upon request

INSTALLATION	Pendants must be installed and wired by a qualified electrician.
WARRANTY	12 Month Manufactures Warranty

CARE	Ensure the electricity supply is switched off before cleaning. Remove dust with a soft dry cloth. Do not use solvents or abrasive materials when cleaning.
------	---

**TILE / linear**

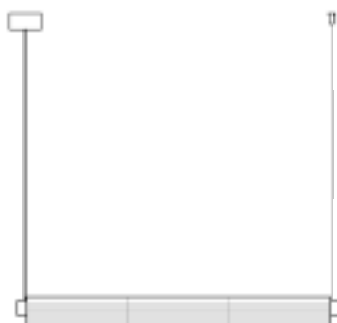
TL25, TL50, TL75



Dims: 310 mm L, 75mm H, 80mm D  
Weight: 1.5kg




Dims: 560 mm L, 75mm H, 80mm D  
Weight: 2.5kg




Dims: 810 mm L, 75mm H, 80mm D  
Weight: 3.5kg

**TILE / linear**  
TL100, TL125, TL150



Dims: 1060 mm L, 75mm H, 80mm D  
Weight: 5kg



Dims: 1310 mm L, 75mm H, 80mm D  
Weight: 6kg

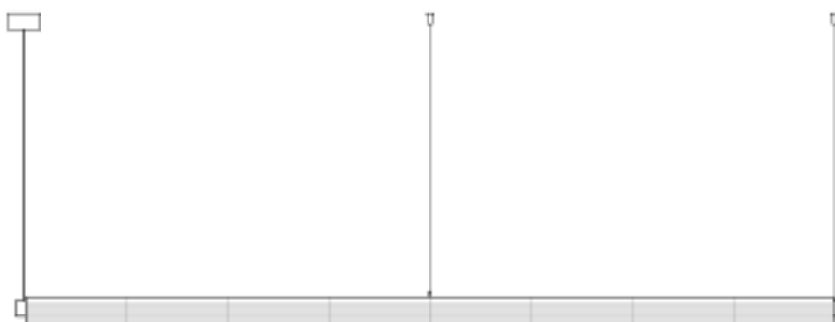


Dims: 1560 mm L, 75mm H, 80mm D  
Weight: 7kg

**TILE / linear**  
TL175, TL200, TL225



Dims: 1810 mm L, 75mm H, 80mm D  
Weight: 8kg



Dims: 2060 mm L, 75mm H, 80mm D  
Weight: 9kg



Dims: 2310 mm L, 75mm H, 80mm D  
Weight: 10kg

**TILE / linear**  
TL250



Dims: 2560 mm L, 75mm H, 80mm D  
Weight: 11kg