



HTM60/HTM38/HTM28

**HAT / mono**

PENDANT LIGHT

Two refined forms of spun aluminium are paired together and finished in a range of curated powder coat colours. This collection is effortlessly distinct and can be used as a solo feature or combined to form an elegant statement.

MADE IN MELBOURNE, AUSTRALIA


**FINISHES**

POWDER COAT	● Silver Grey	● Rough Black	● Forest Green	● Bronze	● Iron Grey
	○ Rough White	● Brick Speckle	● Tasman Blue	● Sandstone	

**SPECIFICATIONS**

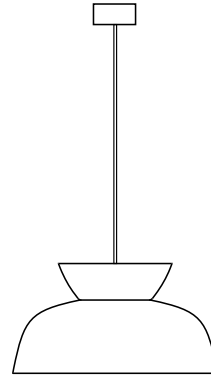
LEAD-TIME	5 Weeks (Enquire for shorter lead-times)	VOLTAGE	240V
TOP	Aluminium, Powder Coated	SOCKET	E27, LED only (Globe not included) Globes available on request.
SHADE	Aluminium, Powder Coated	DIMMING	Dimmable globes available on request
CANOPY	Black or White. (80mm dia x 38mm H)	SIZES (mm)	600 dia, 380 dia, 280 dia
FLEX	2m, Black or White. (2 core) (Longer available on request)		
INSTALLATION	Pendants must be installed and wired by a qualified electrician.		
WARRANTY	12 Month Manufactures Warranty	CARE	Ensure the electricity supply is switched off before cleaning. Remove dust with a soft dry cloth. Do not use solvents or abrasive materials when cleaning.

**HAT 60 / mono**  
HTM60



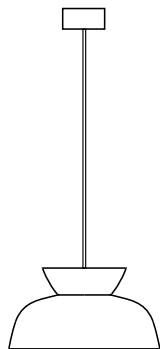
Dims: 600mm dia x 320mm H  
Weight: 6kg

**HAT 38 / mono**  
HTM38



Dims: 380mm dia x 205mm H  
Weight: 2.5kg

**HAT 28 / mono**  
HTM28



Dims: 280mm dia x 150mm H  
Weight: 1.5kg



HT60/HT38/HT28

# HAT

PENDANT LIGHT

Clean lines and a strong form define the Hat pendant collection. The spun aluminum shade is complemented by an array of ceramic tops. Each offers its own personality to the space it occupies.

MADE IN MELBOURNE, AUSTRALIA

## FINISHES


CERAMIC TOP	● Stone Black	● Sand	● Stone Grey	● Fern Green	● Local Green
	○ Pearl White	● Terracotta	● Warm Clay	● Local Blue	
METAL TOP	● Brass	● Copper	(Matching bases available)		
PC BASE	● Matte Black	○ Flat White			

## SPECIFICATIONS

LEAD-TIME	5 Weeks (Enquire for shorter lead-times)	VOLTAGE	240V
TOP	Ceramic or Raw Metal	SOCKET	E27, LED only (Globe not included) Globes available on request.
SHADE	Aluminium, Powder Coated	DIMMING	Dimmable globes available on request
CANOPY	Black or White. (80mm dia x 38mm H)	SIZES (mm)	600 dia, 380 dia, 280 dia
FLEX	2m, Black or White. (2 core) (Longer available on request)		
INSTALLATION	Pendants must be installed and wired by a qualified electrician.	CARE	Ensure the electricity supply is switched off before cleaning. Remove dust with a soft dry cloth. Do not use solvents or abrasive materials when cleaning.
WARRANTY	12 Month Manufactures Warranty		

**HAT 60**

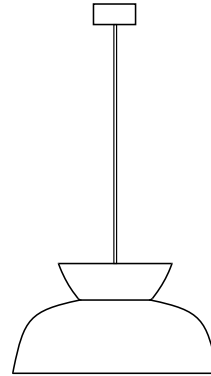
HT60



Dims: 600mm dia x 320mm H  
Weight: 8.5kg

**HAT 38**

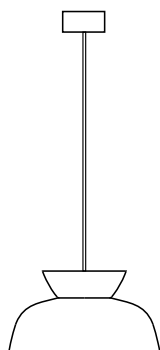
HT38



Dims: 380mm dia x 205mm H  
Weight: 4kg

**HAT 28**

HT28



Dims: 280mm dia x 150mm H  
Weight: 3kg



HTM48/HTM30

## HAT DEEP/ mono

PENDANT LIGHT

Two refined forms of spun aluminium are paired together and finished in a range of curated powder coat colours. This collection is effortlessly distinct and can be used as a solo feature or combined to form an elegant statement.

MADE IN MELBOURNE, AUSTRALIA

### FINISHES

#### POWDER COAT

- |               |                 |                |             |             |
|---------------|-----------------|----------------|-------------|-------------|
| ● Silver Grey | ● Rough Black   | ● Forest Green | ● Bronze    | ● Iron Grey |
| ○ Rough White | ● Brick Speckle | ● Tasman Blue  | ● Sandstone |             |

### SPECIFICATIONS

LEAD-TIME	5 Weeks (Enquire for shorter lead-times)
-----------	--

TOP	Aluminium, Powder Coated
-----	--------------------------

SHADE	Aluminium, Powder Coated
-------	--------------------------

CANOPY	Black or White. (80mm dia x 38mmH)
--------	------------------------------------

FLEX	2m, Black or White. (2 core) (Longer available on request)
------	---

VOLTAGE	240V
---------	------

SOCKET	E27, LED only (Globe not included) Globes available on request.
--------	--

DIMMING	Dimmable globes available on request
---------	--------------------------------------

SIZES (mm)	480 dia, 300 dia
------------	------------------

INSTALLATION	Pendants must be installed and wired by a qualified electrician.
--------------	--


WARRANTY	12 Month Manufactures Warranty
----------	--------------------------------

CARE	Ensure the electricity supply is switched off before cleaning. Remove dust with a soft dry cloth. Do not use solvents or abrasive materials when cleaning.
------	---



**HAT DEEP 48 / mono**

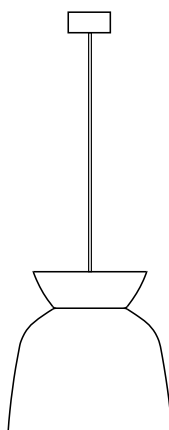
HTM48



Dims: 480mm dia x 480mm H  
Weight: 7kg

**HAT DEEP 30 / mono**

HTM30



Dims: 300mm dia x 300mm H  
Weight: 2.5kg



HT48 / HT30

## HAT DEEP

PENDANT LIGHT

Clean lines and a strong form define the Hat pendant collection. The spun aluminum shade is complemented by an array of ceramic tops. Each offers its own personality to the space it occupies.

MADE IN MELBOURNE, AUSTRALIA

### FINISHES


CERAMIC TOP	● Stone Black	● Sand	● Stone Grey	● Fern Green	● Local Green
	○ Pearl White	● Terracotta	● Warm Clay	● Local Blue	
METAL TOP	● Brass	● Copper	(Matching bases available)		
PC BASE	● Matte Black	○ Flat White			

### SPECIFICATIONS

LEAD-TIME	5 Weeks (Enquire for shorter lead-times)	VOLTAGE	240V
TOP	Ceramic or Raw Metal	SOCKET	E27, LED only (Globe not included) Globes available on request.
SHADE	Aluminium, Powder Coated	DIMMING	Dimmable globes available on request
CANOPY	Black or White. (80mm dia x 38mm H)	SIZES (mm)	480 dia, 300 dia
FLEX	2m, Black or White. (2 core) (Longer available on request)		
INSTALLATION	Pendants must be installed and wired by a qualified electrician.	CARE	Ensure the electricity supply is switched off before cleaning. Remove dust with a soft dry cloth. Do not use solvents or abrasive materials when cleaning.
WARRANTY	12 Month Manufactures Warranty		

**HAT DEEP 48**

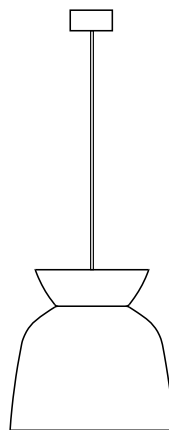
HT48



Dims: 480mm dia x 480mm H  
Weight: 8kg

**HAT DEEP 30**

HT30



Dims: 300mm dia x 300mm H  
Weight: 5kg